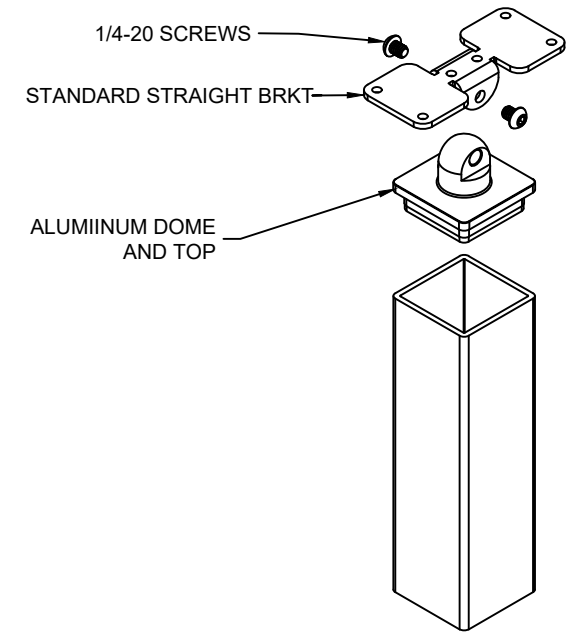
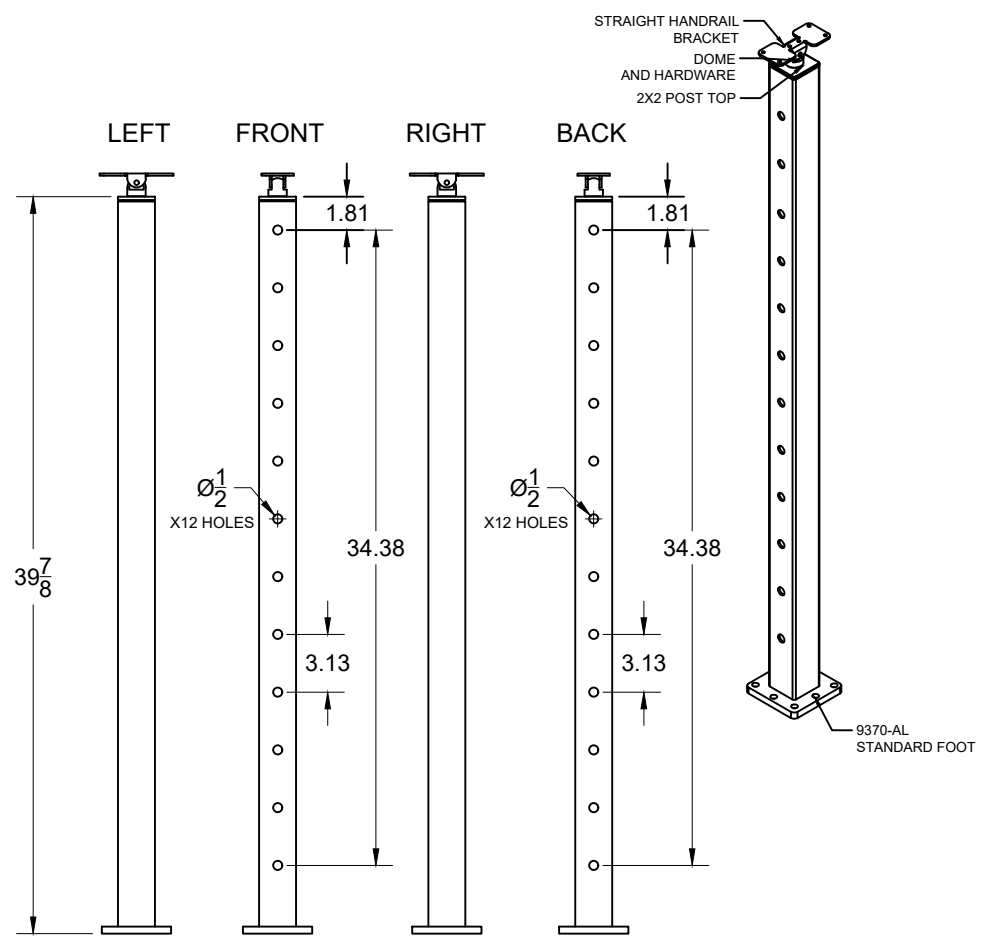


STANDARD AL SURFACE MOUNT PLATE DETAIL  
NTS



STANDARD POST TOP AND DOME ASSEMBLY DETAIL  
NTS



STANDARD 42" SURFACE MOUNT POST DETAIL  
NTS


POST TYPE	AL-6061 2X2X $\frac{1}{8}$	SECTION MODULUS 0.369
POST HEIGHT	36" 39" 42"	TUBE BENDING M=13200"#
MAX HORIZ TOP LOAD	320# 295# 275#	fs = 35800 > 80,000
TOP LOAD @ FAILURE	455# 7425# 395#	

NOTE: DESIGN LOADS ARE LIMITED BY FLOOR BASE MATERIALS AND FASTENER CONNECTION IN FLOOR MATERIALS. IT IS THE RESPONSIBILITY OF THE INSTALLER TO VERIFY THE CONNECTIONS WITH THE LOCAL DESIGN PROFESSIONAL.

TITLE		STANDARD ALUMINUM SURFACE MOUNT POST LOAD ENGINEERING TEST	
SIZE	SCALE	DWG NO	REV
B	NTS		
DRAWN		JJJ	



*Douglas L. Graham*  
01/17/2019



**GRAHAM ENGINEERING SERVICES**  
By Graham Enterprises, Inc.  
28643 CO. RD. 50  
Nappanee, Indiana, 46550 574-773-0415  
EMAIL: dougraham@maplenet.net

B

A